



Sprinter Van 4.49-5.0 tonne Specifications

January 2011

125! years of innovation



Mercedes-Benz

Mercedes-Benz Technical Data

Sprinter Van

Engine Specification	Sprinter 416 CDI (4.49t)				Sprinter 419 CDI (4.49t)	
Model	Sprinter 416 CDI (4.49t)				Sprinter 419 CDI (4.49t)	
Body Style	MWB	MWB High Roof	LWB High Roof	LWB Super High Roof	LWB High Roof	LWB Super High Roof
Engine	Diesel 2-stage Turbocharged & Intercooled EURO 5				Diesel multi-stage Turbocharged & Intercooled EURO 5	
No. of cylinders	4/in-line				V6	
Bore/stroke (mm)	83/99				83/92	
Total displacement (cc)	2143				2987	
Rated output (kW/(hp) @ rpm)	120kW (163hp) @ 3800rpm				140kW (190hp) @ 3800rpm	
Max torque (Nm @ rpm)	360Nm @ 1400-2400rpm				440Nm @ 1600-2600rpm	
Fuel Supply	Electronically Controlled Direct Injection with Common Rail (CDI)				Electronically Controlled Direct Injection with Common Rail (CDI)	
Fuel tank capacity (litres)	Approx. 75				Approx. 75	
Transmission	6 Speed ECO Gear Manual (Opt 5 Speed Automatic)				5 Speed Automatic	
Type	6 Speed ECO Gear Manual (Opt 5 Speed Automatic)				5 Speed Automatic	
Drive	Rear wheel				Rear wheel	
Rear wheels	Single				Single	
Weights & Capacities (kg)						
Permissible front axle load	1850				1850	
Permissible rear axle load	3200				3200	
Gross vehicle mass (GVM) ¹	4490				4490	
Unladen weight ²	2290	2320	2490	2525	2545	2580
Payload capacity	2200	2170	2000	1965	1945	1910
Trailer load with brakes ³	2000				2000	
Trailer load without brakes ³	750				750	
Dimensions (mm)						
Wheelbase	3665		4325		4325	
Length	5910		6945		6945	
Width	1993				1993	
Height	2530	2820	2815	3045	2815	3045
Rear overhang	1240		1615		1615	
Floor loading height	790		785		785	
Distance between wheel arches	1228				1228	
Load compartment (LxWxH)	3265x1780x1650	3265x1780x1940	4300x1780x1940	4300x1780x2140	4300x1780x1940	4300x1780x2140
Load volume (m ³)	9.0	10.5	14.0	15.0	14.0	15.0
Sliding door opening (WxH)	1300x1520	1300x1820	1300x1820	1300x1820	1300x1820	
Barn door opening (WxH)	1565x1540	1565x1840	1565x1840	1565x1840	1565x1840	
Other Specifications						
Turning circle (m)	13.6	13.6	15.6	15.6	15.6	
Rear axle ratio	4.727				3.923	
Rim size (inches)	front 5.5Jx16 rear 8.5Jx16				front 5.5Jx16 rear 8.5Jx16	
Tyre profile	front 205/75 R16 rear 285/65 R16				front 205/75 R16 rear 285/65 R16	
Battery	12V/95 Ah AGM (Absorbed Glass Matt)				12V/95 Ah AGM (Absorbed Glass Matt)	
Alternator	14V/180 A				14V/180 A	

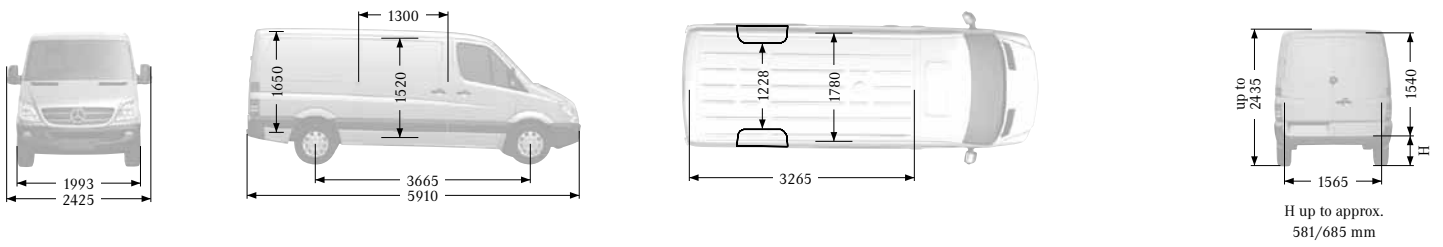
1. Some vehicles with a high GVM may require an endorsed licence, please check the relevant laws in your state prior to purchase. Note: drawings are general arrangement drawings only and should not be relied upon. Contact your local authorised dealer if you require more specific information. 2. Unladen tare weight of vehicle, including spare wheel, jack, tools and 10 litres fuel. Weights are intended as a guide only. For accuracy the actual vehicle should always be weighed to determine the exact tare weight for the specification ordered. Weight tolerance of up to + 5% in production and additional weight of optional equipment must be taken into consideration. 3. Maximum towing capacities depend on individual state legislation.

Mercedes-Benz Technical Data

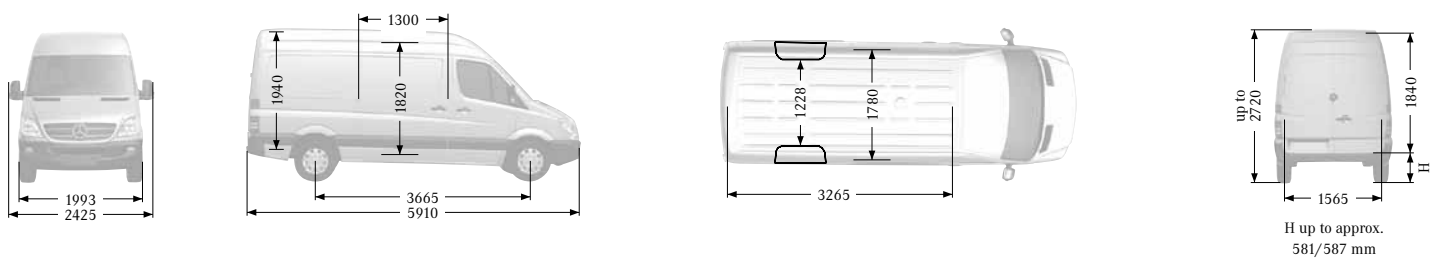
Sprinter Van

Engine Specification	Sprinter 516 CDI (4.49t/5.0t)		Sprinter 519 CDI (4.49t/5.0t)	
Model	Sprinter 516 CDI (4.49t/5.0t)		Sprinter 519 CDI (4.49t/5.0t)	
Body Style	LWB High Roof	LWB Super High Roof	LWB High Roof	LWB Super High Roof
Engine	Diesel 2-stage Turbocharged & Intercooled EURO 5		Diesel multi-stage Turbocharged & Intercooled EURO 5	
No. of cylinders	4/in-line		V6	
Bore/stroke (mm)	83/99		83/92	
Total displacement (cc)	2143		2987	
Rated output (kW/(hp) @ rpm)	120kW (163hp) @ 3800rpm		140kW (190hp) @ 3800rpm	
Max torque (Nm @ rpm)	360Nm @ 1400-2400rpm		440Nm @ 1600-2600rpm	
Fuel Supply	Electronically Controlled Direct Injection with Common Rail (CDI)		Electronically Controlled Direct Injection with Common Rail (CDI)	
Fuel tank capacity (litres)	Approx. 75		Approx. 75	
Transmission	6 Speed ECO Gear Manual (Opt 5 Speed Automatic)		5 Speed Automatic	
Type	6 Speed ECO Gear Manual (Opt 5 Speed Automatic)		5 Speed Automatic	
Drive	Rear wheel		Rear wheel	
Rear wheels	Dual		Dual	
Weights & Capacities (kg)	4490/5000		4490/5000	
Permissible front axle load	1850		1850	
Permissible rear axle load	3500		3500	
Gross vehicle mass (GVM) ¹	4490/5000		4490/5000	
Unladen weight ²	2490	2525	2545	2580
Payload capacity	2000/2510	1965/2475	1945/2455	1910/2420
Trailer load with brakes ³	2000		2000	
Trailer load without brakes ³	750		750	
Dimensions (mm)	4325		4325	
Wheelbase	4325		4325	
Length	6945		6945	
Width	1993		1993	
Height	2795	3025	2795	3025
Rear overhang	1615		1615	
Floor loading height	760		760	
Distance between wheel arches	978		978	
Load compartment (LxWxH)	4300x1780x1940	4300x1780x2140	4300x1780x1940	4300x1780x2140
Load volume (m ³)	14.0	15.0	14.0	15.0
Sliding door opening (WxH)	1300x1820		1300x1820	
Barn door opening (WxH)	1565x1840		1565x1840	
Other Specifications	15.6		15.6	
Turning circle (m)	15.6		15.6	
Rear axle ratio	4.364		3.923	
Rim size (inches)	5.5Jx16		5.5Jx16	
Tyre profile	195/75 R16		195/75 R16	
Battery	12V/95 Ah AGM (Absorbed Glass Matt)		12V/95 Ah AGM (Absorbed Glass Matt)	
Alternator	14V/180 A		14V/180 A	

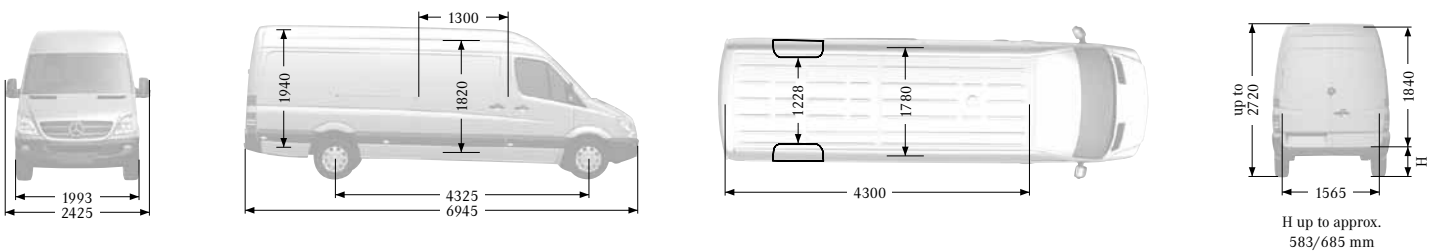
MWB (Single rear wheels)



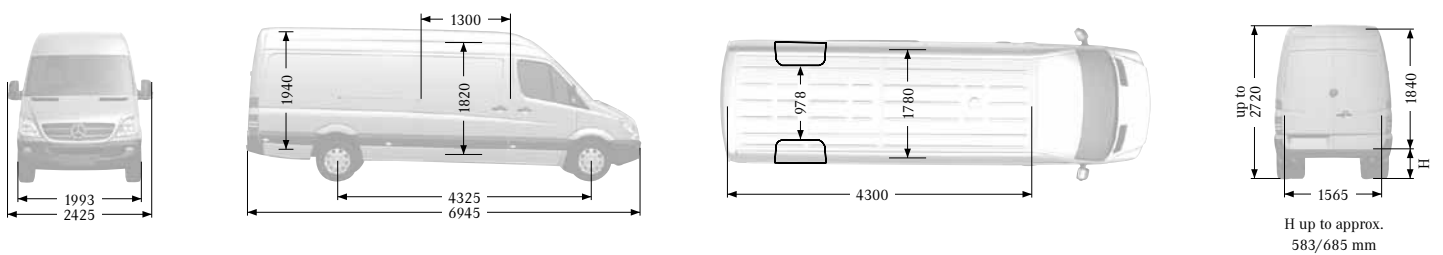
MWB High Roof (Single rear wheels)



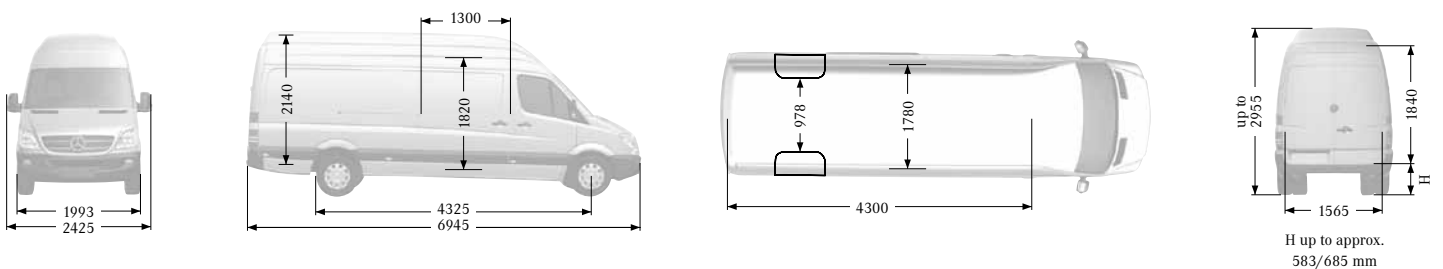
LWB High Roof (Single rear wheels)



LWB High Roof (Dual rear wheels)



LWB Super High Roof (Dual rear wheels)



Standard Equipment - Panel Van 4.49-5.0 tonne

Exterior features

Non-slip steps integrated into bumper	•
Front and rear mud flaps	•
Rear load step	•
Integrated windscreen washer and nozzles on wipers	•
Rear door windows	•
Tinted glass with filter band for windscreen	•

Interior features

Air conditioning (automatic temperature control)	•
Cruise control with SPEEDTRONIC - variable speed limiter	•
BlueEFFICIENCY with ECO Start/Stop function (manual models only)	•
2-way wide angled electric heated mirrors	•
Seat belt warning for driver	•
Cloth upholstery	•
Audio 20 sound system (single CD player, AM/FM tuner, MP3, WMA, 12.7cm TFT colour display)	•
Bluetooth® hands-free system	•
Multifunction steering wheel	•
Highline pixel matrix display	•
Power steering	•
Height & reach adjustable steering column	•
Engine immobiliser	•
Adjustable driver and passenger seats (4 adjustments)	•
Walk-through facility to cargo area	•
Remote central locking	•
Electric windows	•
Storage shelf above windscreen	•
Overhead control panel with two reading lights	•
Glove box	•
Large door pockets on driver and passenger side with bottle holders	•
2 speed wipers plus intermittent function	•
Park brake warning buzzer	•
Lights-on warning buzzer	•
Lock-out prevention	•
Document clip	•
Pen holder	•
Card holder in glove box	•
2 net storage bins in barn doors	•
Up to 4 cup holders	•
Hinged lid for stowage compartment in console/dash	•

Safety features

Adaptive Electronic Stability Program (ESP®) with ABS, ASR, BAS, EBD, ROM, LAC, RMI, USC	•
Driver airbag	•
Front passenger airbag	•
Height-adjustable head restraints	•
3-point inertia reel seat belts	•
Height adjustable seat belts	•
Four wheel disc brakes	•
Front and rear brake pad wear indicator	•
Start off assistant (automatic transmission only)	•
Headlight beam range control	•
Rear fog lamp	•
Entrance assist handles	•

Optional Equipment

Features

Bi-Xenon headlamps with cornering light function	◦
Light and rain sensor	◦
Automatic transmission (standard on V6 engine models)	◦
Wooden floor	◦
Window airbags	◦
Thorax airbags	◦
High roof (on selected models)	◦
Super high roof (on selected models)	◦
Metallic/Special paint (refer to brochure)	◦
Electric closing door assist (LHS)	◦
Electrically operating sliding door (LHS)	◦
Keyless entry and electrically operated sliding door	◦
Roof trim	◦
Window pack (fixed)	◦
Parameterisable Special Module	◦
Comfort seat pack with armrests	◦
Suspension seat pack with armrests	◦
Passenger bench seat with folding table	◦
Load area partition with fixed window	◦
Right hand side sliding door	◦
Barn doors opening to side wall	◦
Additional pulley for second refrigerant compressor	◦
Dual air conditioning	◦
PARKTRONIC	◦
All-wheel drive (manually selectable) with reduction gear	◦
14V/220 alternator	◦

• Standard Equipment ◦ Optional Equipment

Warranty

Mercedes-Benz Australia/Pacific Pty. Ltd. offers a warranty on Sprinter of 3 years/200,000km (whichever occurs first) and Mercedes-Benz Van Road Care, 24 hours a day, 365 days a year. Please note some vehicles are excluded. For further details and exclusions please consult your local authorised Mercedes-Benz Vans dealer.

Specifications and information referred to herein were correct at the time of publication (January 2011). Some of the equipment depicted either on vehicle illustrations or separately may be non-standard or optional at extra cost. Mercedes-Benz Australia/Pacific Pty. Ltd. reserves the right to discontinue or modify any vehicle or optional equipment at any time without prior notice to meet any requirement of a manufacturing or commercial nature which it may deem appropriate. Consult your authorised Mercedes-Benz Van Dealer for the latest details on specification, options, prices and availability.