



January 2010

Sprinter Van

4.49-5.0 tonne Specifications

Mercedes-Benz



Mercedes-Benz Technical Data

Sprinter Van

Engine Specification				
Model	Sprinter 416 CDI (4.49t)			
Body Style	MWB	MWB High Roof	LWB High Roof	LWB Super High Roof
Engine	Diesel 2-stage Turbocharged & Intercooled EURO 5			
No. of cylinders	4/in-line			
Bore/stroke (mm)	83/99			
Total displacement (cc)	2143			
Rated output (kW/(hp) @ rpm)	120kW (163hp) @ 3800rpm			
Max torque (Nm @ rpm)	360 Nm @ 1400-2400rpm			
Fuel Supply	Electronically Controlled Direct Injection with Common Rail (CDI)			
Fuel tank capacity (litres)	Approx. 75			
Transmission				
Type	6 Speed ECO Gear Manual (Opt 5 Speed Automatic)			
Drive	Rear wheel			
Weights & Capacities (kg)				
Permissible front axle load	1850			
Permissible rear axle load	3200			
Gross vehicle mass (GVM) ¹	4490			
Unladen weight ²	2290	2320	2490	2525
Payload capacity	2200	2170	2000	1965
Trailer load with brakes ³	2000			
Trailer load without brakes ³	750			
Dimensions (mm)				
Wheelbase	3665		4325	
Length	5910		6945	
Width	1993			
Height	2530	2820	2815	3045
Rear overhang	1240		1615	
Floor loading height	790		785	
Load compartment (LxWxH)	3265x1780x1650	3265x1780x1940	4300x1780x1940	4300x1780x2140
Load volume (m ³)	9	10.5	14	15
Sliding door opening (WxH)	1300x1520	1300x1820	1300x1820	1300x1820
Barn door opening (WxH)	1565x1540	1565x1840	1565x1840	1565x1840
Other Specifications				
Turning circle (m)	13.6	13.6	15.6	15.6
Rear axle ratio	4.727			
Rim size (inches)	front 5.55Jx16 rear 8.5Jx16			
Tyre profile	front 205/75 R16 rear 285/65 R16			
Battery	12V/95 Ah AGM (Absorbed Glass Matt)			
Alternator	14V/180 A			

1/Some vehicles with a high GVM may require an endorsed licence, please check the relevant laws in your state prior to purchase. Note: drawings are general arrangement drawings only and should not be relied upon. Contact your local authorised dealer if you require more specific information. 2/Unladen tare weight of vehicle, including spare wheel, jack, tools and 10 litres fuel. Weights are intended as a guide only. For accuracy the actual vehicle should always be weighed to determine the exact tare weight for the specification ordered. Weight tolerance of up to + 5% in production and additional weight of optional equipment must be taken into consideration. 3/Maximum towing capacities depend on individual state legislation.

Mercedes-Benz Technical Data

Sprinter Van

Engine Specification		
Model	Sprinter 419 CDI (4.49t)	
Body Style	LWB High Roof	LWB Super High Roof
Engine	Diesel multi-stage Turbocharged & Intercooled EURO 5	
No. of cylinders	V6	
Bore/stroke (mm)	83/92	
Total displacement (cc)	2987	
Rated output (kW/(hp) @ rpm)	140kW (190hp) @ 3800rpm	
Max torque (Nm @ rpm)	440Nm @ 1600-2600rpm	
Fuel Supply	Electronically Controlled Direct Injection with Common Rail (CDI)	
Fuel tank capacity (litres)	Approx. 75	
Transmission		
Type	5 Speed Automatic	
Drive	Rear wheel	
Weights & Capacities (kg)		
Permissible front axle load	1850	
Permissible rear axle load	3200	
Gross vehicle mass (GVM) ¹	4490	
Unladen weight ²	2545	2580
Payload capacity	1945	1910
Trailer load with brakes ³	2000	
Trailer load without brakes ³	750	
Dimensions (mm)		
Wheelbase	4325	
Length	6945	
Width	1993	
Height	2815	3045
Rear overhang	1615	
Floor loading height	785	
Load compartment (LxWxH)	4300x1780x1940	4300x1780x2140
Load volume (m ³)	14	15
Sliding door opening (WxH)	1300x1820	
Barn door opening (WxH)	1565x1840	
Other Specifications		
Turning circle (m)	15.6	
Rear axle ratio	3.923	
Rim size (inches)	front 5.5Jx16 rear 8.5Jx16	
Tyre profile	front 205/75 R16 rear 285/65 R16	
Battery	12V/95 Ah AGM (Absorbed Glass Matt)	
Alternator	14V/180 A	

Sprinter 516 CDI (4.49t/5.0t)		
Body Style	LWB High Roof	LWB Super High Roof
Engine	Diesel 2-stage Turbocharged & Intercooled EURO 5	
No. of cylinders	4/in-line	
Bore/stroke (mm)	83/99	
Total displacement (cc)	2143	
Rated output (kW/(hp) @ rpm)	120kW (163hp) @ 3800rpm	
Max torque (Nm @ rpm)	360 Nm @ 1400-2400rpm	
Fuel Supply	Electronically Controlled Direct Injection with Common Rail (CDI)	
Fuel tank capacity (litres)	Approx. 75	
Transmission		
Type	6 Speed ECO Gear Manual (Opt 5 Speed Automatic)	
Drive	Rear wheel	
Weights & Capacities (kg)		
Permissible front axle load	1850	
Permissible rear axle load	3500	
Gross vehicle mass (GVM) ¹	4490/5000	
Unladen weight ²	2490	2525
Payload capacity	2000/2510	1965/2475
Trailer load with brakes ³	2000	
Trailer load without brakes ³	750	
Dimensions (mm)		
Wheelbase	4325	
Length	6945	
Width	1993	
Height	2795	3025
Rear overhang	1615	
Floor loading height	760	
Load compartment (LxWxH)	4300x1780x1940	4300x1780x2140
Load volume (m ³)	14	15
Sliding door opening (WxH)	1300x1820	
Barn door opening (WxH)	1565x1840	
Other Specifications		
Turning circle (m)	15.6	
Rear axle ratio	4.364	
Rim size (inches)	5.5Jx16	
Tyre profile	195/75 R16	
Battery	12V/100 Ah AGM (Absorbed Glass Matt)	
Alternator	14V/180 A	

1/Some vehicles with a high GVM may require an endorsed licence, please check the relevant laws in your state prior to purchase. Note: drawings are general arrangement drawings only and should not be relied upon. Contact your local authorised dealer if you require more specific information. 2/Unladen tare weight of vehicle, including spare wheel, jack, tools and 10 litres fuel. Weights are intended as a guide only. For accuracy the actual vehicle should always be weighed to determine the exact tare weight for the specification ordered. Weight tolerance of up to + 5% in production and additional weight of optional equipment must be taken into consideration. 3/Maximum towing capacities depend on individual state legislation.

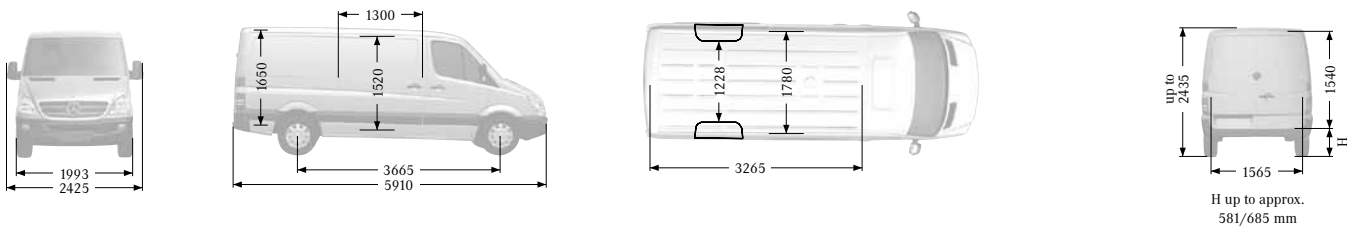
Mercedes-Benz Technical Data

Sprinter Van

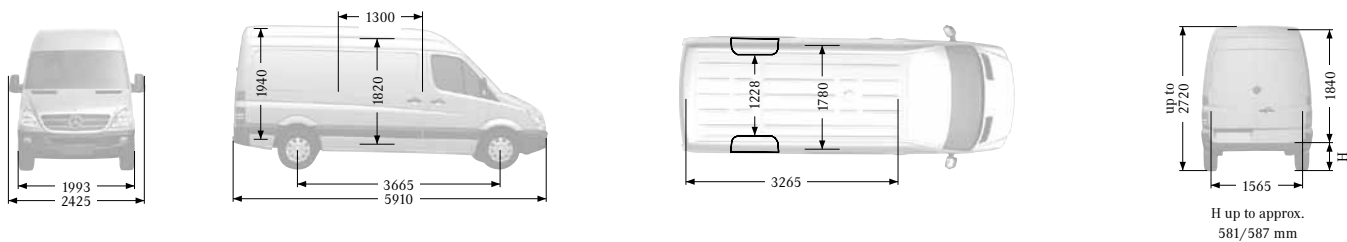
Engine Specification		
Model	Sprinter 519 CDI (4.49t/5.0t)	
Body Style	LWB High Roof	LWB Super High Roof
Engine	Diesel multi-stage Turbocharged & Intercooled EURO 5	
No. of cylinders	V6	
Bore/stroke (mm)	83/92	
Total displacement (cc)	2987	
Rated output (kW/(hp) @ rpm)	140kW (190hp) @ 3800rpm	
Max torque (Nm @ rpm)	440Nm @ 1600-2600rpm	
Fuel Supply	Electronically Controlled Direct Injection with Common Rail (CDI)	
Fuel tank capacity (litres)	Approx. 75	
Transmission		
Type	5 Speed Automatic	
Drive	Rear wheel	
Weights & Capacities (kg)		
Permissible front axle load	1850	
Permissible rear axle load	3500	
Gross vehicle mass (GVM) ¹	4490/5000	
Unladen weight ²	2545	2580
Payload capacity	1945/2455	1910/2420
Trailer load with brakes ³	2000	
Trailer load without brakes ³	750	
Dimensions (mm)		
Wheelbase	4325	
Length	6945	
Width	1993	
Height	2795	3025
Rear overhang	1615	
Floor loading height	760	
Load compartment (LxWxH)	4300x1780x1940	4300x1780x2140
Load volume (m ³)	14	15
Sliding door opening (WxH)	1300x1820	
Barn door opening (WxH)	1565x1840	
Other Specifications		
Turning circle (m)	15.6	
Rear axle ratio	3.923	
Rim size (inches)	5.5Jx16	
Tyre profile	195/75 R16	
Battery	12V/95 Ah AGM (Absorbed Glass Matt)	
Alternator	14V/180 A	

1/Some vehicles with a high GVM may require an endorsed licence, please check the relevant laws in your state prior to purchase. Note: drawings are general arrangement drawings only and should not be relied upon. Contact your local authorised dealer if you require more specific information. 2/Unladen tare weight of vehicle, including spare wheel, jack, tools and 10 litres fuel. Weights are intended as a guide only. For accuracy the actual vehicle should always be weighed to determine the exact tare weight for the specification ordered. Weight tolerance of up to + 5% in production and additional weight of optional equipment must be taken into consideration. 3/Maximum towing capacities depend on individual state legislation.

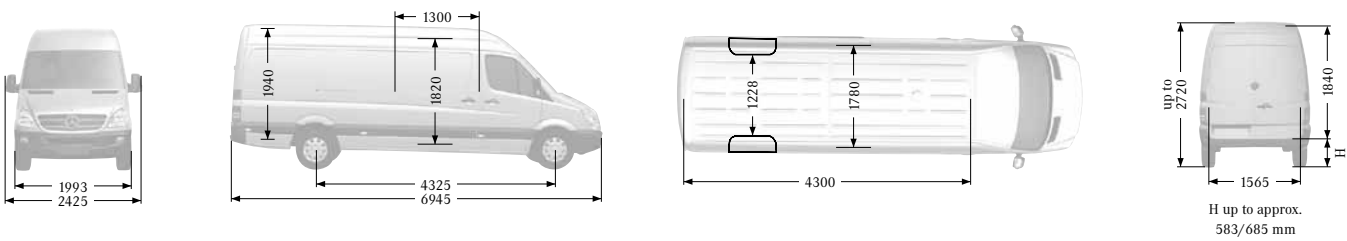
MWB (Single rear wheels)



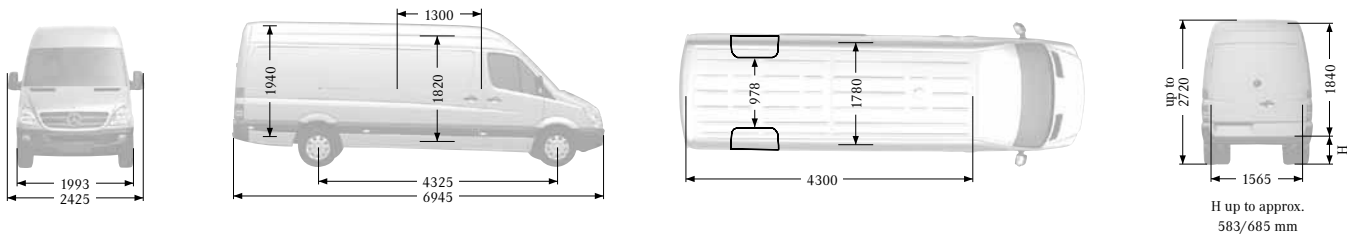
MWB High Roof (Single rear wheels)



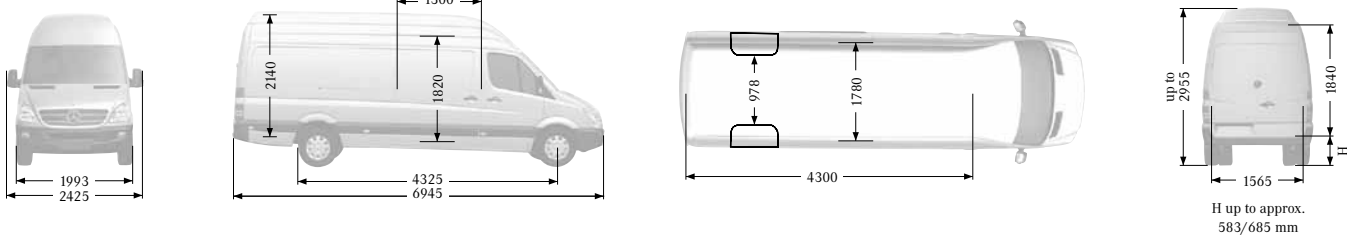
LWB High Roof (Single rear wheels)



LWB High Roof (Dual rear wheels)



LWB Super High Roof (Dual rear wheels)



Standard Equipment

Panel Van 4.49 - 5.0 tonne

Standard Exterior features	
Non-slip steps integrated into bumper	●
Front and rear mud flaps	●
Rear load step	●
Integrated windscreen washer and nozzles on wipers	●
Rear door windows	●
Tinted glass with filter band for windscreen	●
Standard Interior features	
Air conditioning (automatic temperature control)	●
Cruise control with SPEEDTRONIC - variable speed limiter	●
BlueEFFICIENCY with ECO Start/Stop function (manual models only)	●
2-way wide angled electric heated mirrors	●
Seat belt warning for driver	●
Cloth upholstery	●
Single CD with AM/FM tuner (with mute function)	●
Power steering	●
Height & reach adjustable steering column	●
Engine immobiliser	●
Adjustable driver and passenger seats (4 adjustments)	●
Walk-through facility to cargo area	●
Remote central locking	●
Electric windows	●
Storage shelf above windscreen	●
Overhead control panel with two reading lights	●
Glove box	●
Large door pockets on driver and passenger side with bottle holders	●
2 speed wipers plus intermittent function	●
Park brake warning buzzer	●
Lights-on warning buzzer	●
Lock-out prevention	●
Document clip	●
Pen holder	●
Card holder in glove box	●
2 net storage bins in barn doors	●
Up to 4 cup holders	●
Hinged lid for stowage compartment in console/dash	●
Standard Safety features	
Adaptive Electronic Stability Program (ESP®) with ABS, ASR, BAS, EBD, ROM, LAC, RMI, USC	●
Driver airbag	●
Front passenger airbag	●
Height-adjustable head restraints	●
3-point inertia reel seat belts	●
Height adjustable seat belts	●
Four wheel disc brakes	●
Front and rear brake pad wear indicator	●
Start off assistant (automatic transmission only)	●
Headlight beam range control	●
Rear fog lamp	●
Entrance assist handles	●

Optional Equipment

Panel Van 4.49 - 5.0 tonne

Features	
Bi-Xenon headlamps with cornering light function	○
Light and rain sensor	○
Automatic transmission (standard on V6 engine models)	○
Wooden floor	○
Window airbags	○
Thorax airbags	○
High roof (on selected models)	○
Super high roof (on selected models)	○
Metallic/Special paint (refer to brochure)	○
Electric closing door assist	○
Electrically operating sliding door	○
Keyless entry and electrically operated sliding door	○
Roof trim	○
Over-cab stowage compartment	○
Window pack	○
Parameterisable Special Module	○
Comfort seat pack with armrests	○
Suspension seat pack with armrests	○
Passenger bench seat with folding table	○
Load area partition with fixed window	○
Right hand side sliding door	○
Barn doors opening to side wall	○
Additional pulley for second refrigerant compressor	○
Dual air conditioning	○
PARKTRONIC	○
All-wheel drive (manually selectable) with reduction gear	○
Reverse warning system	○
Heated driver and co-driver seats	○
14V/220 alternator	○

Warranty

Mercedes-Benz Australia/Pacific Pty. Ltd. offers a warranty on Sprinter of 3 years/200,000km (whichever occurs first) and Mercedes-Benz Van Road Care, 24 hours a day, 365 days a year. Please note some vehicles are excluded. For further details and exclusions please consult your local authorised Mercedes-Benz Vans dealer.

● Standard Equipment

○ Optional Equipment

Specifications and information referred to herein were correct at the time of publication (January 2010). Some of the equipment depicted either on vehicle illustrations or separately may be non-standard or optional at extra cost. Mercedes-Benz Australia/Pacific Pty. Ltd. reserves the right to discontinue or modify any vehicle or optional equipment at any time without prior notice to meet any requirement of a manufacturing or commercial nature which it may deem appropriate. Consult your authorised Mercedes-Benz Van Dealer for the latest details on specification, options, prices and availability.

Mercedes-Benz Australia/Pacific Pty. Ltd. ACN 004 411 410, Lexia Place, P.O. Box 4214, Mulgrave, Vic. 3170 For your nearest dealer location or more information visit www.mercedes-benzvans.com.au

MBL 5478 IFC January 2010